Ages 7-9

Missionary Baptist
Vacation Bible School Literature

Why?



The Missionary Baptist

Vacation Bible School Literature Committee presents

"Why?"

Vacation Bible School Lessons for Ages 7-9

Written by Sister Susan Collins, Sister Marcia Copas, Sister Catherine E. Gann, Sister Pat Moore, and Sister Jeanie Wright

Artwork by Sister Ann Glasscock and Sister Pat Moore

Table of Contents

Lesson 1 - Why Obey? 4

Lesson 2 - Why Surrender (or Submit)? 6

Lesson 3 - Why Pray? 8

Lesson 4 - Why Give? 10

Lesson 5 - Why Worship? 12

Teacher's Ideas ..... 14 - 27

Chairman:

Bro. Dallas Wheat

Vice Chairman:

Bro. Bobby Vanderpool

Contributing Editors:

Elder Kenneth Davis, Elder William House, Elder Billy Moran, and Elder H.C. Vanderpool

Proofreaders:

Sis. Carol Cole, Sis. Nicole Moore, and Sis. Sheila Thompson

Cover Design:

Bro. Jason Shuffitt

Booklet Design and Layout:

Bro. Joey Hayes

Written and published by the authority of Mount Lebanon Missionary Baptist Church

In cooperation with Fairview Memorial Missionary Baptist Church, Faith Missionary Baptist Church, and Old Union Missionary Baptist Church

Price Per Booklet: $2.00

Treasurer
Bro. Mitch Glasscock
3841 Mt. Lebanon Church Road
Alvaton, KY 42122
502-782-0103

LESSON 1 - WHY OBEY?

Lesson Text: Exodus 20:1-17

Bible Study:

To obey means to do what one is told. Children are taught to obey parents, teachers, policemen, and others in authority. But the most important One to obey is God and His laws.

Many, many years ago a man named Moses obeyed God and became a great leader of the Hebrew people. With God's help, he was able to lead the people of Israel from Egypt where they had been slaves. On their journey to the promised land, they were camped in the wilderness near Mount Sinai. It was there that the Israelites witnessed a mighty display of thunder, lightning, a thick cloud of smoke, and the sound of a trumpet. Then the Lord commanded Moses to come to the top of the mountain. There he gave Moses the Ten Commandments so everyone would know how they should treat God and other people.

The commandments are the moral law of God and will never change:

1. Thou shalt have no other Gods before me.
2. Thou shalt not make unto thee any graven image...
3. Thou shalt not take the name of the Lord thy God in vain...
4. Remember the sabbath day, to keep it holy.
5. Honor thy father and thy mother...
6. Thou shalt not kill.
7. Thou shalt not commit adultery.
8. Thou shalt not steal.
9. Thou shalt not bear false witness against thy neighbor.
10. Thou shalt not covet...

God is pleased with us when we make the right choices and obey His commandments. We will live happier, better lives when we try our best to follow Him and be obedient.

Memory Verse: Ecclesiastes 12:13

Fear God, and keep his commandments: for this is the whole duty of man.

Activities

Questions

1. Who was a great leader of the Hebrew people to whom God gave the Ten Commandments?

2. Where was Moses when he was given the Ten Commandments by God?

3. How many commandments did God give to Moses?

4. List one commandment which tells a rule to follow concerning God.

5. List one commandment that tells us how to treat other people?

Word Search

Find and circle the hidden words.

1. Commandments
2. Moses
3. God
4. Sinai
5. Obey
6. Ten
7. Sabbath
8. Lord
9. Steal
10. Covet
11. Kill
12. Honor
13. Vain
14. Witness
15. Mother
16. Image
17. False
18. Holy

C	G	A	F	S	R	E	H	T	O	M	K
B	O	E	G	A	I	H	L	M	O	I	W
S	D	M	K	B	L	P	O	R	L	S	I
T	C	D	M	B	N	S	U	L	V	X	T
E	F	Q	T	A	Y	A	E	B	Y	C	N
A	H	W	Z	T	N	H	O	N	O	R	E
L	J	D	F	H	I	D	K	A	E	G	S
E	U	T	S	E	S	O	M	I	W	Y	S
G	O	E	L	N	A	B	O	E	U	X	P
A	S	V	A	I	N	E	R	A	N	E	T
M	L	O	R	D	C	Y	S	M	U	T	O
I	T	C	A	X	A	F	I	A	N	I	S

LESSON 2 - WHY SURRENDER (OR SUBMIT)?

Lesson Text: Isaiah 55:6-9; Jonah 1:1-3:10

Bible Study:

To whom do we surrender and why? First, let us look at the meaning of the word surrender. According to our dictionary it means "to give (oneself) up, as unto the power of another." To help answer our first two questions we will study the character of Jonah from the Old Testament.

Jonah was a prophet of God in the land of Israel. One day God told Jonah to "Arise, go to Nineveh, that great city, and cry against it, for their wickedness is come up before me." However, Jonah did not want to obey God or to submit to His will, so he boarded a ship to go to Tarshish, a city in the opposite direction of Nineveh. While at sea, Jonah went down into the ship and fell asleep. As he slept God sent a terrible storm that scared even the bravest of sailors. The captain awakened Jonah and told him to pray to his God as they had been praying to their gods. The sailors tried to find out who or what had caused this terrible storm, so they cast lots (a little like drawing straws). The lot fell upon Jonah. Jonah told the sailors to throw him overboard into the sea so that it would be calm. Finally, not knowing what else to do, they threw him overboard and immediately the sea became calm.

God had prepared a great fish which opened its mouth and swallowed Jonah. God kept him alive in the belly of the fish for three days and nights. Now Jonah was sorry for his disobedience. He prayed and prayed and finally surrendered to do God's will, whatever it would be. God spoke to the fish, and it vomited Jonah upon the land. God told him again to go to Nineveh and preach to its people. This time Jonah went and preached. The whole city listened, repented, and surrendered totally to God, and He spared them.

At some point in your life God may call to you. When God calls then totally surrender your life to Him, repent, and be saved.

Memory Verse: Isaiah 55:6

Seek ye the Lord while he may be found, call ye upon him while he is near:

Activities

Questions

1. Why did Jonah go to Tarshish?

2. Why were the brave sailors afraid?

3. Why did the captain awaken Jonah?

4. Why did the sailors "cast" lots?

5. Why did Jonah go to Nineveh?

Story Order

Number the sentences below to show the order in which they appear in the story.

___The large fish swallowed Jonah.

___God sent a terrible storm.

___Jonah disobeyed God and headed for Tarshish, a city in the opposite direction.

___Jonah went to Nineveh to preach.

___The large fish vomited Jonah upon the land.

___The men threw Jonah overboard so that the sea would become calm again.

LESSON 3 - WHY SHOULD WE PRAY?

Lesson Text: Matthew 6:5-15

Bible Study:

The first and most important reason to pray is to receive forgiveness from sin and become a child of God. The Bible teaches that we are all sinners who must come to Jesus to be pardoned for these sins. When we are old enough to understand the gospel being preached, the Holy Spirit will let us know that we are separated from God and in need of salvation. The Spirit will help us find our way to God and His marvelous grace through prayer.

Prayer is the way God provided for us to "talk" to Him. It does not have to be spoken words, though it can be. The Holy Spirit takes the sincere desires of our hearts that are acceptable to God and presents them to God for us. When we first "pray through" for salvation, we find the correct way to approach God in prayer. This is the sinner's first answered prayer—humbly and completely submissive to His will. God promises that He will hear and answer our prayers when we approach Him in this humble way.

Once we become Christians and know the worth of prayer, the Bible encourages us to have regular, daily prayer to know what the Lord's will is for our life. We become stronger Christians when we draw closer to God through prayer. The prophet Daniel made it a habit to pray to God three times a day. He was a very humble man and did not care who heard him. Some evil men tried to trick the king (Daniel's friend) into throwing Daniel into a den of lions, because he had been asking petitions (prayers) of God instead of the king. God protected Daniel from the lions and the king wrote letters to all parts of the world telling about God's miraculous deliverance! He proclaimed the God of Daniel to be the true and living God!! If we pray and trust God as Daniel did, God will work all things together for our good and His glory.

Jesus tells us both how we should pray and for what kind of things we should pray. In Jesus' model prayer, He wants us to recognize God as our heavenly Father and give Him praise for all our blessings. This prayer teaches us to ask for His will to be done in our lives, to pray for His Church and forgiveness, to pray for daily strength and nourishment, as well as to pray for victory over temptation and power over evil. If we truly follow Christ's example of prayer, our lives will be pleasing to God and our prayers will become more powerful. We will become happier, too, because He will supply all our needs if we will only ask Him.

Memory Verse: I Thessalonians 5:17,18

Pray without ceasing. In every thing give thanks: for this is the will of God...

Activities

Questions

1. Name three important reasons why we should pray.

2. What did Daniel's king tell everyone about?

3. What should we pray for?

4. How should we pray?

Crossword

Fill in the answers to the crossword puzzle.

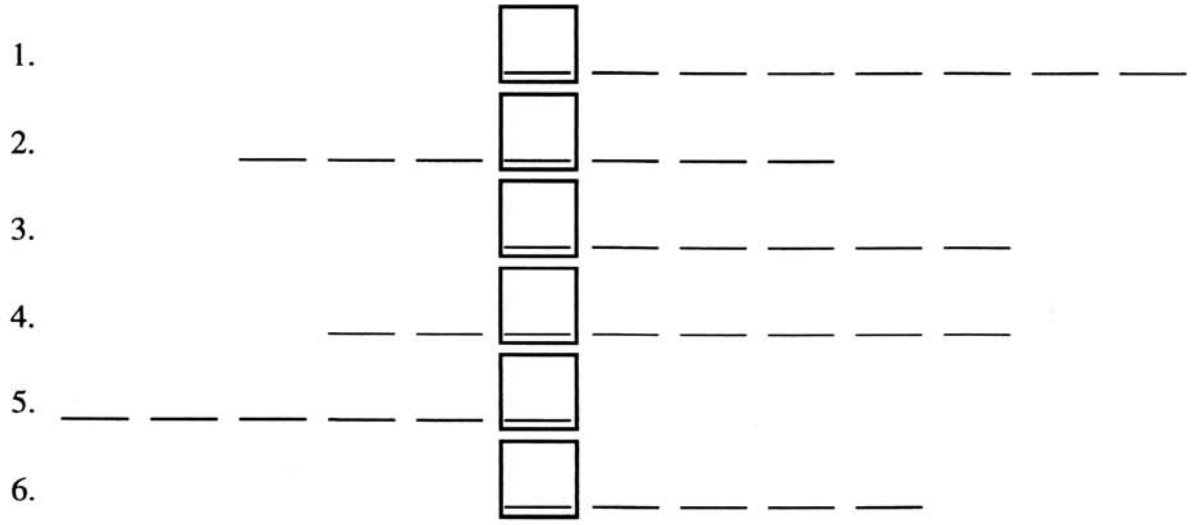

ACROSS

1. Luke 18:27 -"...The things which are impossible with men are _____ with God."
2. John 10:28 -"And I give unto them _____ life; and they shall never perish, neither shall any man pluck them out of my hand."
3. Ephesians 6:11 -"Put on the whole _____ of God, that ye may be able to stand against the wiles of the devil."
4. I John 5:14 - "...if we ask _____ according to His will, he heareth us."
5. James 4:10 - "_____ yourselves in the sight of the Lord, and he shall lift you up."
6. Isaiah 40:31 - "But they that wait upon the Lord shall _____ their strength."

DOWN

The key to being a happy Christian.

LESSON 4: WHY GIVE?

Lesson Text: I Samuel 1:5-28

Bible Study:

Have you ever given someone a present? Have you ever given someone something they really wanted? How do you feel when you make other people happy? In the first book of Samuel, the bible tells us a story about a woman named Hannah. Hannah and her husband wanted children very badly. Hannah went to church and prayed that God would give her a child. She promised God that if He gave her a son she would give him back to the Lord. God answered her prayer and gave her a son, Samuel. Hannah kept her promise to God. She took Samuel to the church where he could grow up and learn about God. Because of Samuel, many great blessings occurred. Hannah did a wonderful thing by giving her son to God.

Do you know of any stories in the bible where people give something? The bible tells us about the wise men bringing gifts to the baby Jesus. We are also told about a woman who gave all of her money to the church and received a wonderful blessing. The most important gift is that Jesus gave His life so that we could be saved and go to Heaven when we die.

Our life will be happier if we will give of ourselves to try to help others. We can do that by being kind to others, doing good deeds, and giving money to worthwhile causes. Most importantly, when you are saved, you can give the good news to others and help them to understand the importance of salvation.

Memory Verse: II Corinthians 9:7

...God loveth a cheerful giver.

Activities

Questions

1. To whom did God give a child?

2. What was the child's name?

3. What promise did Hannah keep?

4. What important gift did Jesus give?

5. What is one way we can give of ourselves to help others?

Word Search

Why Give?

N	T	E	A	C	H	B	R	L	B	N	O	O	S	S
E	O	H	F	S	R	R	E	T	S	I	S	M	Y	D
V	W	I	A	O	Q	U	H	K	Z	M	G	M	A	F
A	H	P	T	N	M	N	T	T	F	H	I	A	R	Z
E	R	H	E	A	K	J	O	X	H	A	V	I	P	W
H	E	J	S	C	V	F	M	Q	G	N	E	Z	O	Y
R	H	Z	R	D	L	L	U	Z	O	N	V	R	I	G
H	T	Y	L	O	N	E	A	L	D	A	S	G	K	D
G	A	U	Y	M	G	S	T	S	C	H	U	R	C	H
K	F	X	T	D	Y	R	V	G	I	V	I	N	G	M
S	W	L	Q	Y	L	U	F	P	L	E	H	O	F	T
C	C	P	E	V	Z	O	R	U	K	S	B	Z	T	U
G	B	H	I	L	Q	Y	D	H	C	V	G	G	U	X

Brother
Church
Father
Friends
Give
God
Hannah
Heaven
Helpful
Mother
Pray
Salvation
Samuel
Sister
Son
Teach
Thankful
Worship
Yourself

LESSON 5 - WHY WORSHIP?

Lesson Text: Samuel 1:11; 3:1-20

Bible Study:

Following is the story of a young man whose life was dedicated to worshipping God. As a result, God used him in a mighty way.

When Samuel was a small boy, his mother, Hannah, took him to live in the temple with the priest, Eli. She did this to fulfill a vow to God. Hannah had promised God if he would give her a son, she would return him to God to be raised.

One night, when Samuel was still too young to know God, he was lying on his bed and a voice spoke to him.

Samuel ran to Eli crying, "Here I am."

"I have not called you," replied Eli.

"Go lie down."

Once again the voice called to Samuel. Once again he ran to Eli crying, "Here I am, you called me."

"I did not call you, my son; lie down again," ordered Eli.

A third time the same thing happened. By now Eli realized God was speaking to Samuel.

"The next time He calls you," said Eli, "answer Him saying, 'Speak, Lord, for your servant hears.'"

Samuel obeyed Eli and answered God the next time He called. God then told Samuel all the things He wanted Samuel to say and do. Samuel became a great prophet of the Lord, and all Israel realized his words came from God.

Because Samuel's mother worshipped God, she trusted her son to Him. Then because Samuel trusted God, he became the voice for God among His people Israel.

You too can be a voice for God when you proclaim your testimony of salvation to all your friends and family. When they hear you praising God in worship, perhaps they too will be influenced to come to God.

Memory Verse: Psalm 95:6-7.

(Will be revealed in the puzzle below)

Activities

Questions

1. Why did Samuel go to the temple to live when he was very young?

2. What did Samuel do when he first heard God's voice?

3. What did Eli tell Samuel to do after he heard God's voice the third time?

4. What happened as a result of Samuel's obedience to the voice of God?

5. Why is it important for others to see us worship God?

Break the Code

Use the following code to read part of today's memory verse.

1A 2B 3C 4D 5E 6F 7G 8H 9I 10J 11K 12L 13M 14N

15O 16P 17Q 18R 19S 20T 21U 22V 23W 24X 25Y 26Z

__ __   __ __ __ __,   __ __ __   __ __
15 8   3 15 13 5   12 5 20   21 19

__ __ __ __ __ __ __   __ __ __   __ __ __   __ __ __ __.
23 15 18 19 8 9 16   1 14 4   2 15 23   4 15 23 14

Now look up Psalm 95:6-7 to see what the rest of the memory verse says.

TEACHER'S IDEAS:

First Day
"Ten Commandments" Booklet

Directions:

1. Cut out both sets of stone tablets, solid and divided.
2. Rubber cement or paste onto poster board or tag board for extra strength.
3. Cut out words and paste or rubber cement onto solid stone tablet.
4. Place divided tablet on top of solid tablet and staple on sides. Open to read.

Second Day
"Jonah/Big Fish" Memory Verse Booklet

Directions:

1. *Back Cover – Cut from light blue oak tag, 9 inches tall.
2. Front Cover – Cut out waves on heavy black lines, color lightly over the words and write his/her name on it.
3. Color the big fish black and cut out. Paste in the upper two-thirds of the back cover.
4. *Prepare 5 sheets per child of third grade writing paper (found in school supply stores), cut each sheet 3-1/2 inches tall.
5. Staple into booklet.
6. Each day the child copies his/her memory verse into booklet.

*(denotes teacher can make ahead of time)

Third Day
"Praying Hands"

Directions:

1. Place both hands of child (palms down) on manila oak tag. Make sure the child's fingers are together and the ends of their thumbs are touching. Make sure the hands are even and symmetrical.
2. Have an adult trace around the outline of the child's hands.
3. Cut out.
4. Write on each finger someone or something to pray for.
5. Fold together (between thumbs) into prayer position.
6. Tie string onto index fingers to remind us to pray.

Fourth Day
"Gifts I Can Give to God" Cube

Directions:

1. Cut entire sheet from booklet.
2. Color pictures.
3. Paste or rubber cement onto thicker paper, such as oak tag.
4. Cut out cube on the dark lines.
5. Fold on dotted lines.
6. Paste or rubber cement tabs to make a cube or box.

Fifth Day
"How to Worship God" Viewer

Directions:

1. Cut viewer (church) and picture strip from the booklet. Cut along the solid outline of viewer and solid vertical lines of picture strip. **IMPORTANT:** Make sure you don't cut the dotted line down the center of the viewer (church) or on the picture strip.
2. Color children in the picture strip. Fold strip in half on the dotted line, taping the long sides together.
3. **Teacher or Adult:** Follow the directions below to cut open the doors on each image of the church.

   A. Cut out the semicircle above each door, down to the top of the dotted lines. **IMPORTANT:** Do Not cut the dotted lines on each side of the doors. These dotted lines are for folding the doors open after cut.

   B. Cut along the bottom edge of doors from one dotted line to the other.

   C. Make a vertical cut from the top of the semicircle to the bottom of the doors.
4. Fold on dotted lines to open the doors on each image of the church.
5. Fold two church images together on the long vertical dotted line.
6. Tape the long sides of the church together. **IMPORTANT:** Do not paste or glue the two sides together. The center of the viewer must be open with no obstructions.
7. Slide picture strip through middle of folded church (viewer). On one side, read the message of a church activity, then turn viewer over and see what the child can do to worship God.

Continued





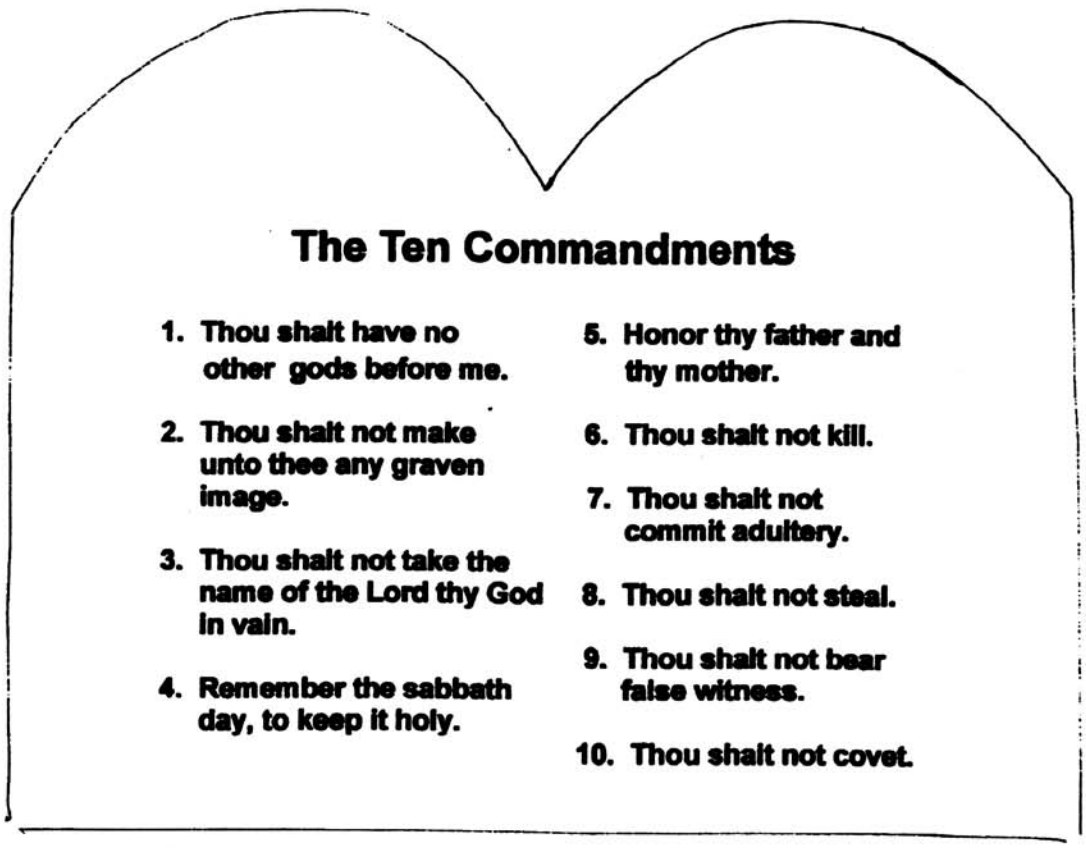
The Ten Commandments
1. Thou shalt have no other gods before me.
2. Thou shalt not make unto thee any graven image.
3. Thou shalt not take the name of the Lord thy God in vain.
4. Remember the sabbath day, to keep it holy.
5. Honor thy father and thy mother.
6. Thou shalt not kill.
7. Thou shalt not commit adultery.
8. Thou shalt not steal.
9. Thou shalt not bear false witness.
10. Thou shalt not covet.



Front Cover

1999 Vacation Bible School Memory Verses

By

Money
A Willing
Tab
Tab
Helping Hands
Tab
Gifts I Can Give To God
Listen To His Word
Tab
Songs Of Praise
Tab


How We
Worship God
How We
Worship God

Pull

When everyone is singing...

Pull

I Will Sing.

When someone is praying...

I Will Pray.

When the offering is taken...

I Will Give.

When the preacher is preaching...

I Will Listen.